



Community-Driven Development

Partnering with Communities to Deliver Change



WORLD BANK GROUP



COMMUNITY-DRIVEN DEVELOPMENT
GLOBAL SOLUTIONS GROUP



Community Driven Development
is an approach to development that emphasizes community control
over planning decisions and investment resources.

Planning
decisions

Investment
resources

Project
implementation

CDD's Guiding Principles



Enhancing
Transparency



Encouraging
Participation



Localizing
Accountability



Building
Local capacity



Improving
Equity

CDD programs generally include these features

Community Focus



Community Control of Resources



Participatory Monitoring



Community involvement in implementation and O&M



Participatory Planning



CDD improves development through increased

Efficiency

- Matching resources to needs
- Reducing corruption and leakages

Equity

- Getting resources to the poor more effectively
- Better targeting excluded groups

Empowerment

- Communities have greater voice and choice
- Enhanced accountability, transparency and participation

CDD empowers communities in all stage of the project cycle



CDD is Particularly Effective When



Public services
are absent or fail
to function



Local institutions
are not responsive
to citizens' needs



Decentralization
is nascent

This includes situations of...



Political
transitions



Post-conflict
reconstruction



Post-disaster
recovery

CDD Projects Support

Provision of health and education services



Community infrastructure



Management of common goods



Local capacity-building



Local economic development



CDD Portfolio at a Glance



187

Ongoing
projects in
77 countries

\$19.1

Billion
in active
financing

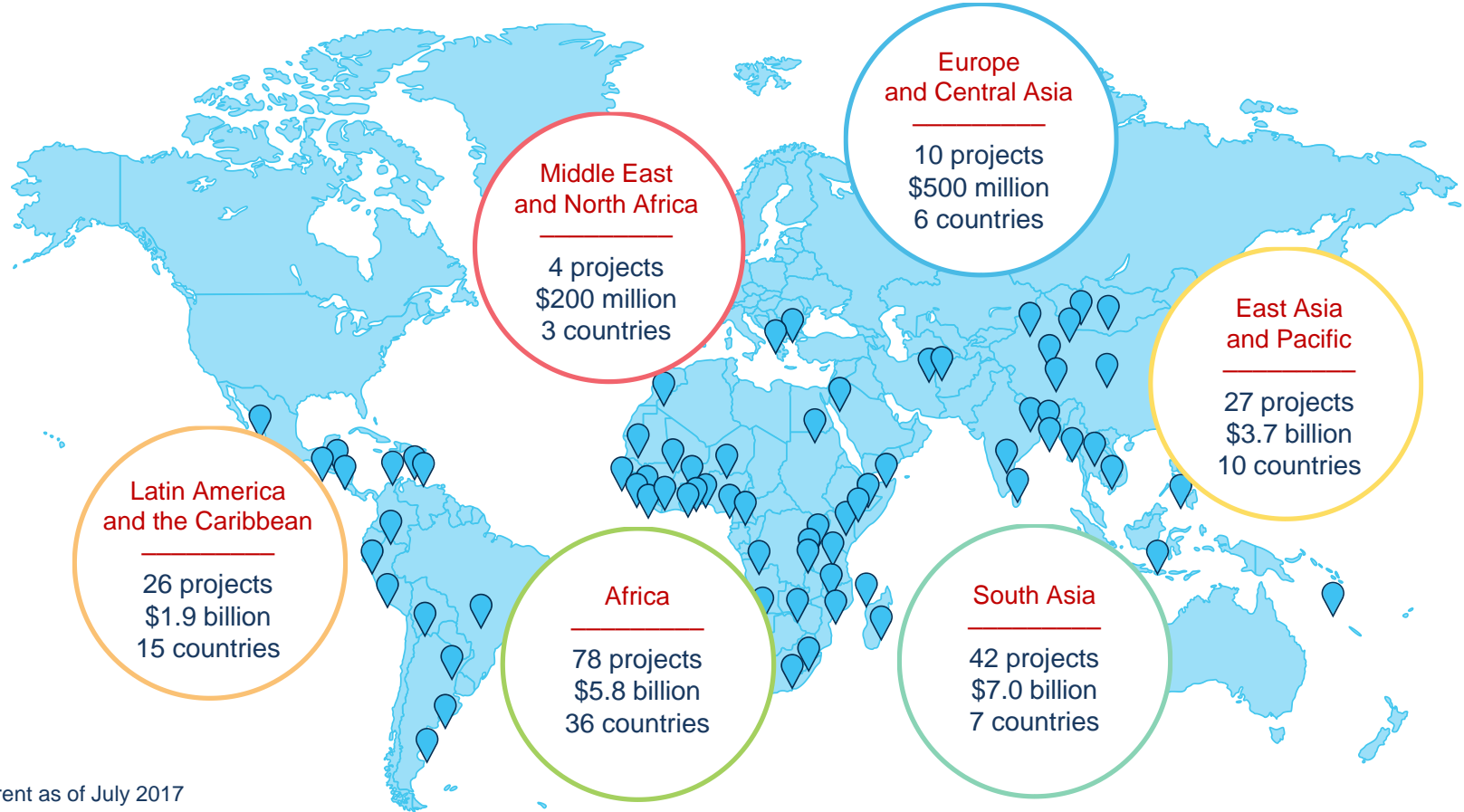
\$2.73

Billion
in new lending
FY17

6.5%

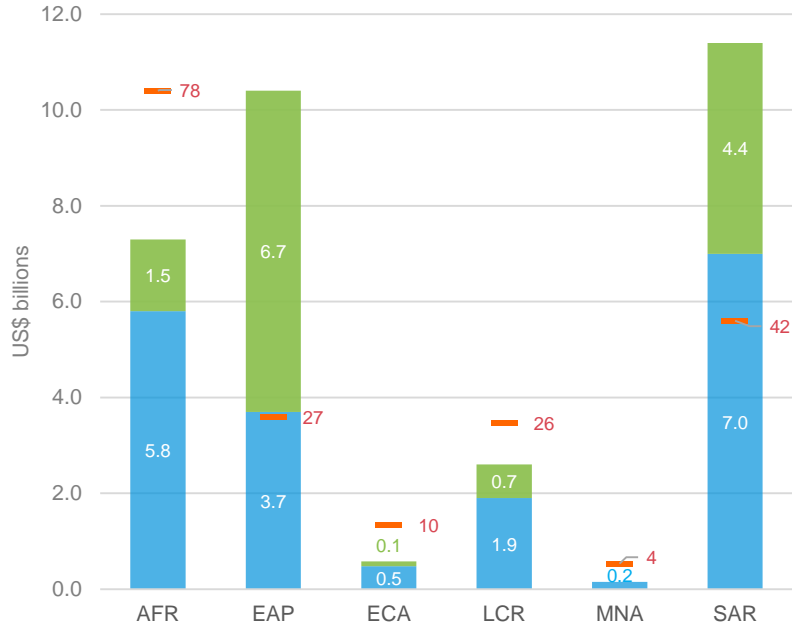
Of overall
World Bank
lending

CDD Worldwide Reach



CDD Portfolio

Regional Distribution of Active Projects - June 2017



■ IDA/IBRD CDD Amount (US\$b)
 ■ Borrower/Donor CDD Lending (US\$b)
 - No. of Projects

Sectoral Distribution of Active Projects - June 2017



■ IDA/IBRD CDD Amount (US\$b)
 ■ Borrower/Donor CDD Lending (US\$b)
 - No. of Projects

CDD Projects Result in

- Positive economic welfare (income and consumption) outcomes in several programs
- Significant improvements in education, health, and drinking water outcomes
- Effective targeting of poor households
- Effective in delivering services quickly in post-conflict settings
- Participation improves construction quality, maintenance, and lowers unit costs



Examples of CDD Results



Poverty Reduction

11% increase in consumption among poor households (Indonesia)
26% increase in household assets (India)
65% increase in household expenditures (Senegal)



Service Delivery

5-10% higher enrollment in social fund communities (Nicaragua)
Increased use of primary health facilities (Zambia)
Increased attended births and use of prenatal care services (Bolivia)



Cost Effectiveness

13-39% lower infrastructure costs compared to central-government-funded projects (Indonesia, Nepal, and the Philippines)

Future Opportunities for CDD




Strengthen linkages with local governments on service delivery planning and implementation



Foster local economic development, including reaching lagging regions



Increase focus in FCV settings and other areas where government capacity and reach is limited



Support community resilience and disaster response

Learn more, and join the conversation

On the intranet, type “**CDD**” in your browser.

From outside the Bank:
<http://www.worldbank.org/en/topic/communitydrivendevelopment>

Contact us at:
cddgsg@worldbank.org

