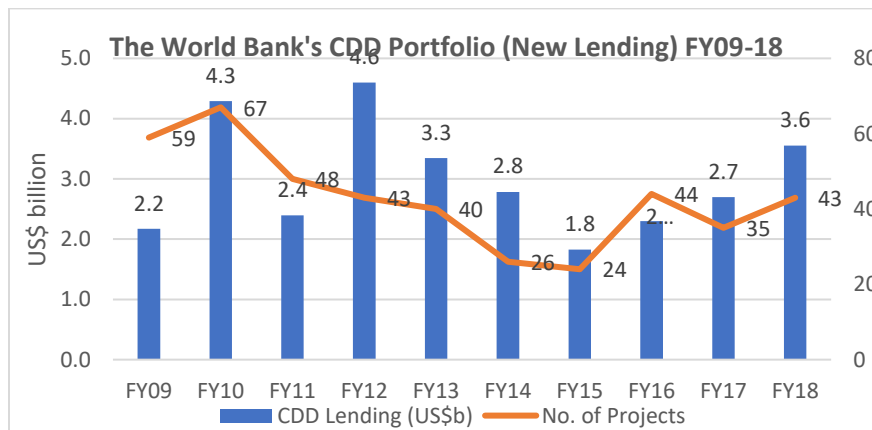


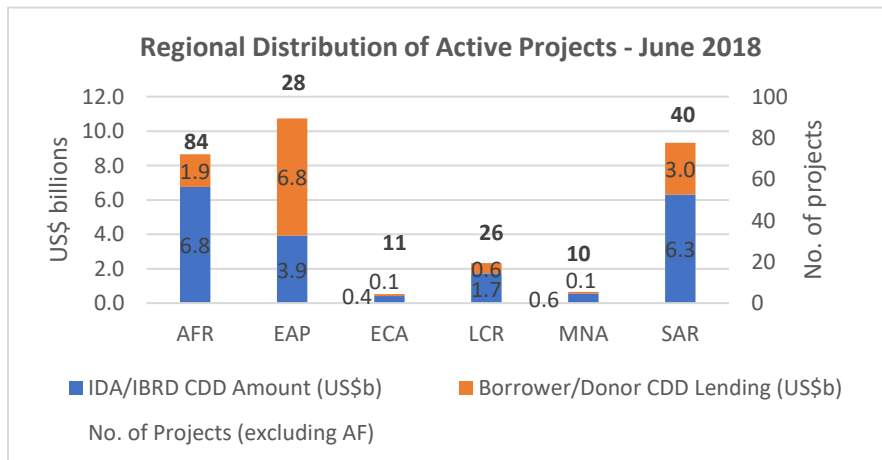
World Bank CDD Portfolio

(data as of 30 June 2018)

- **As of June 2018, the World Bank is supporting 199 active CDD projects¹ in 78 countries, with total Bank financing of US\$19.7 billion**, 65 percent of which is IDA. An additional US\$12.4 billion in co-financing for these projects was provided by borrowers and other donors, for total financing of US\$32.1 billion.
- **FY18 lending for CDD operations amounted to US\$3.6 billion**, a 33 percent increase over FY17 lending. CDD lending thus accounted for nearly eight percent of overall Bank lending, and has doubled in the last three years, from US\$1.8 billion in FY15 to US\$3.6 billion in FY18. Other borrower and donor contributions for these projects **totaled US\$1.4 billion in FY18**, which included US\$1.1 billion from borrowers and US\$290 million from donors.
- **Over the past ten years (FY09-18), total IBRD/IDA financing for CDD operations totaled US\$30 billion** (averaging US\$3 billion per year) to 429 projects.

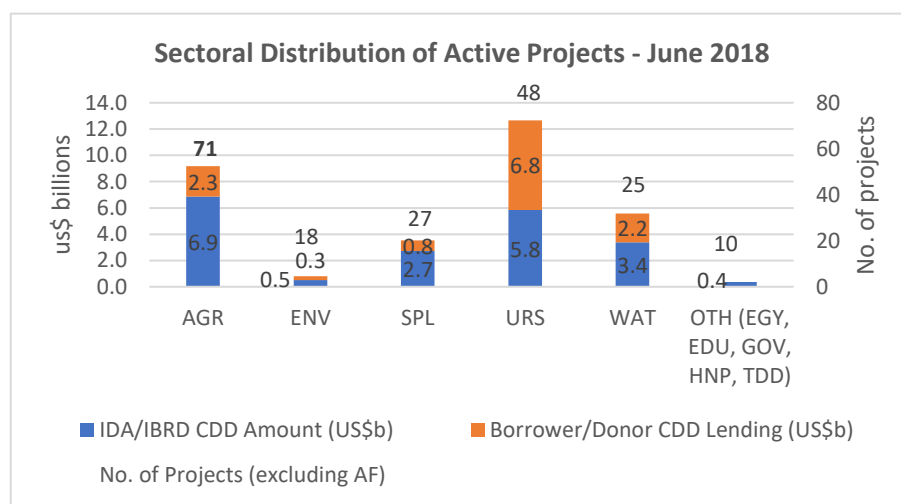


- **Regionally, the CDD portfolio is concentrated in Africa (US\$6.8 billion) and South Asia (US\$6.3 billion)**, followed by East Asia and the Pacific (US\$3.9 billion).



¹ Projects in which at least one component uses a community-driven approach. For projects where CDD approaches are only one part of a larger set of interventions, only the CDD component is counted for the financing figures presented here.

- Sectorally, the CDD portfolio is spread across a number of the Bank's Global Practices, including agriculture (US\$6.9 billion); social, urban and rural (US\$5.8 billion), followed by water (US\$3.4 billion); social protection and jobs (US\$2.7 billion), environment (US\$0.5 billion) and other sectors (energy, education, governance, health and nutrition, and transport – US\$0.4 billion).
- Over half of the borrower and donor co-financing is in the social, urban and rural portfolio, in particular for projects in Indonesia (which has high borrower contributions) and Afghanistan (which has a major multi-donor trust fund).



CDD in Situations of Fragility, Conflict and Violence (FCV)

- As of end June 2018, the CDD portfolio in FCV situations totaled 44 projects with Bank lending of US\$3.3 billion, along with an additional US\$1.1 billion provided by borrowers and other donors. The portfolio covers 22 countries on the FY18 harmonized list of fragile situations (61 percent), as well as seven other countries where projects are addressing forced displacement or subnational conflict (e.g., Azerbaijan, Cameroon, Nigeria, the Kyrgyz Republic, Pakistan).

Active CDD-FCV Projects

	IDA/IBRD CDD Lending (US\$m)	Borrower/Other Donors CDD Lending (US\$m)	No. of Projects (excluding AF)	FCV Countries
AFR	1,487.96	140.6	25	15
EAP	600.50	105.20	5	3
ECA	129.16	8	3	3
LCR	18.2	11.2	2	1
MNA	527.85	75	6	4
SAR	581.62	750.40	3	3
Total	3,345.29	1,090.40	44	29