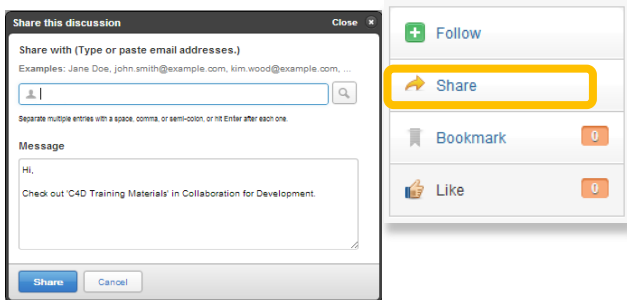


# The Use of Share, @mention, Like and Direct Messages

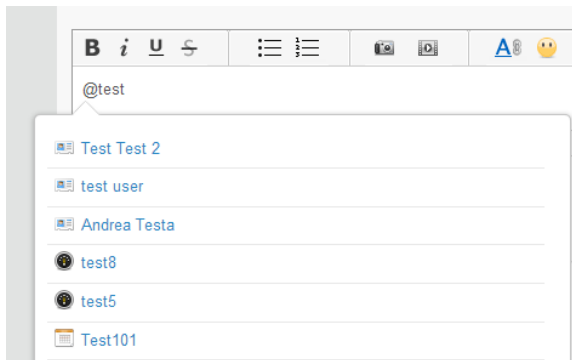
## 1. Sharing

Access the content that you would like to share with another user. Click on Share to the right hand side of the content and select the user that you would like to share this content with. You can also add a message explaining why you think they should take a look at it.



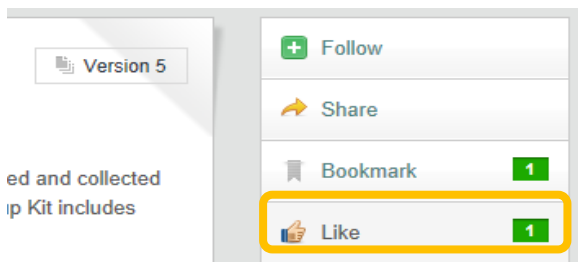
## 2. @mention

Allows you to easily link to content, people or groups in C4D. Within any content or comment to a content you can @mention users, content or groups. Every time you type @ followed by the title of a content, the name of a user, or the title of a group you will see a drop down menu appear and you will be able to pick the link you were looking for (make sure to use underscore between words). If you @mention users they will get a notification in their Inbox: this is another easy way to share content with someone or to connect people.



## 3. Liking

You can also express appreciation for any type of content. This will be recorded as an activity and people who follow you will be able to see which documents, discussions or blogs that you like. You can find the **Like** option on the right hand side of any content.



## 4. Direct Messages

You can send a message to one person or a group of users in C4D. The message will appear in both your and their Inbox. You can send a Direct Message by either hovering over a person's name when it appears as a hyperlink (and selecting the Direct Message option) or by going to your Inbox (you will find the Send Direct Message button in the top right corner).

