

Guide to C4D and World Bank TDLC page

1. C4D Log in/Sign up from **this link** (please see **page 2** for the guide to log in/sign up)
2. Go to **TDLC TDD page link**
3. Click your related sub-groups to go to the sub-group TDD page

WELCOME TO THE TDLC TECHNICAL DEEP DIVE CoP

Welcome to the TDLC Technical Deep Dive (TDD) Community of Practice (TDLC TDD CoP). TDLC TDD is a first-hand knowledge exchange program including workshops, site visits, peer-peer knowledge sharing and action planning, which aims to foster operational development of World Bank funded projects in specific topics in close collaboration with the World Bank's Communities of Practice. The group aims to guide the new TDD participants who will be participating in the TDD programs as well as to serve as a community platform for the alumni of TDD participants. TDDs are organized by the Tokyo Development Learning Center (TDLC), a partnership project of Japan and the World Bank launched in June 2004.

ABOUT

Owners: Asako Sato, Yumi Sarumaru, Chiyuki Mifuji, Yodsawadi Manusmontree, Haruka Imoto

Created: Jun 22, 2017 10:48:28 AM

SUB-GROUPS

- Aging Cities TDD
- Competitive Cities TDD
- Cultural Heritage and Sustainable Tourism TDD
- IUWM South-South Knowledge Exchange
- IUWM Technical Deep Dive
- Information Technologies for Land Administration Services TDD
- Managing Urban Expansion in Mega-Metropolitan Areas TDD
- Show More +

Follow

LEAVE

Navigate within the sub-group page

1. Navigate within the sub-group page using **top bar menu**. Select **Content** for all contents and select **Documents** for all documents.

About Content Activity Featured Content Documents Calendar View More

2. Navigate within the sub-group page from the landing page: Click on each section's item, for example, if you are looking for the program, click "**Program**" under the section "**Prepare**".

Collaborate

- Edit Your Profile
- Introduce Yourself
- Start a Discussion

Prepare

- Program
- Registration
- Travel Preparation - Guide for TTLs
- Travel Preparation - Guide for Clients
- Welcome Kit

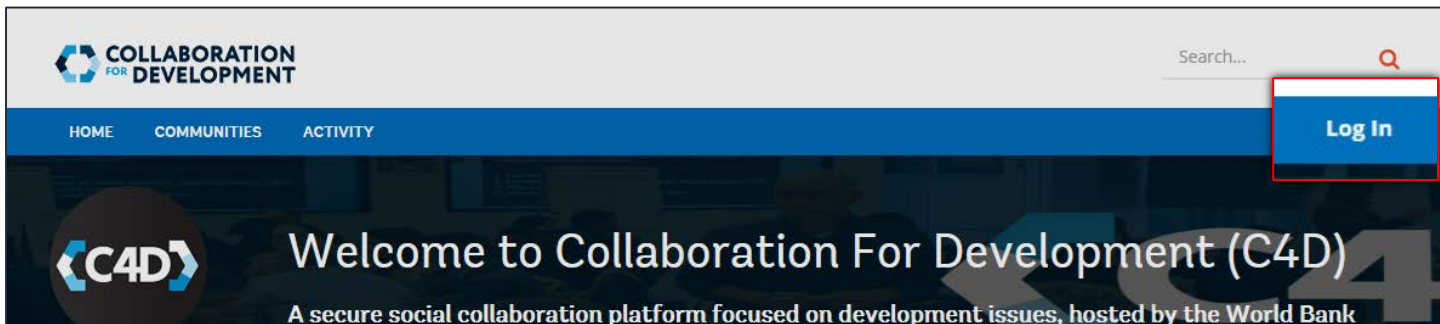
Implement

- Presentation - Day1
- Presentation - Day2
- Presentation - Day3
- Presentation - Day4
- Presentation - Day5
- Related Readings

Follow-up

- Operational Support Request
- Private Sector Engagement

Getting Started: Log on or Create Account




Sign into C4D

To begin, on the right side of the top menu below the **Search...** box, click **Log In**. The **Log in to C4D** page appears. This page allows you to create an account, log in, or retrieve your credentials.

You can log into C4D using the following types of credentials:

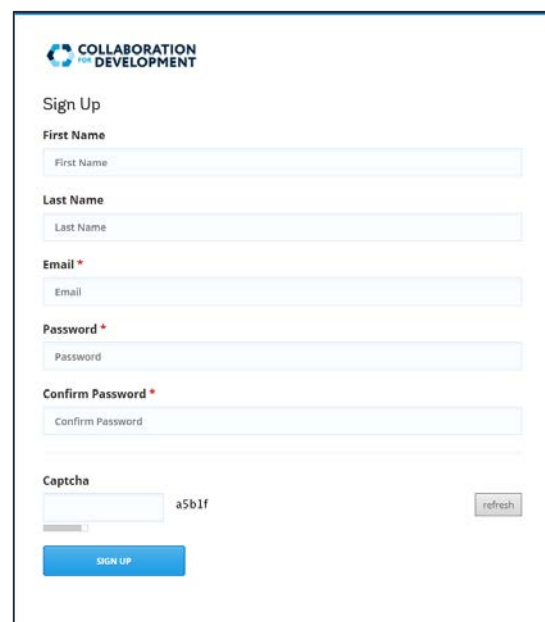
- 1 Using your C4D user name and password (click the **SIGN UP** button to register your account first)
- 2 Using your World Bank UPI and password (single sign-on available if you are connected to the World Bank network)
- 3 Using a social account (e.g. your Google+, Twitter, Facebook, or LinkedIn account)



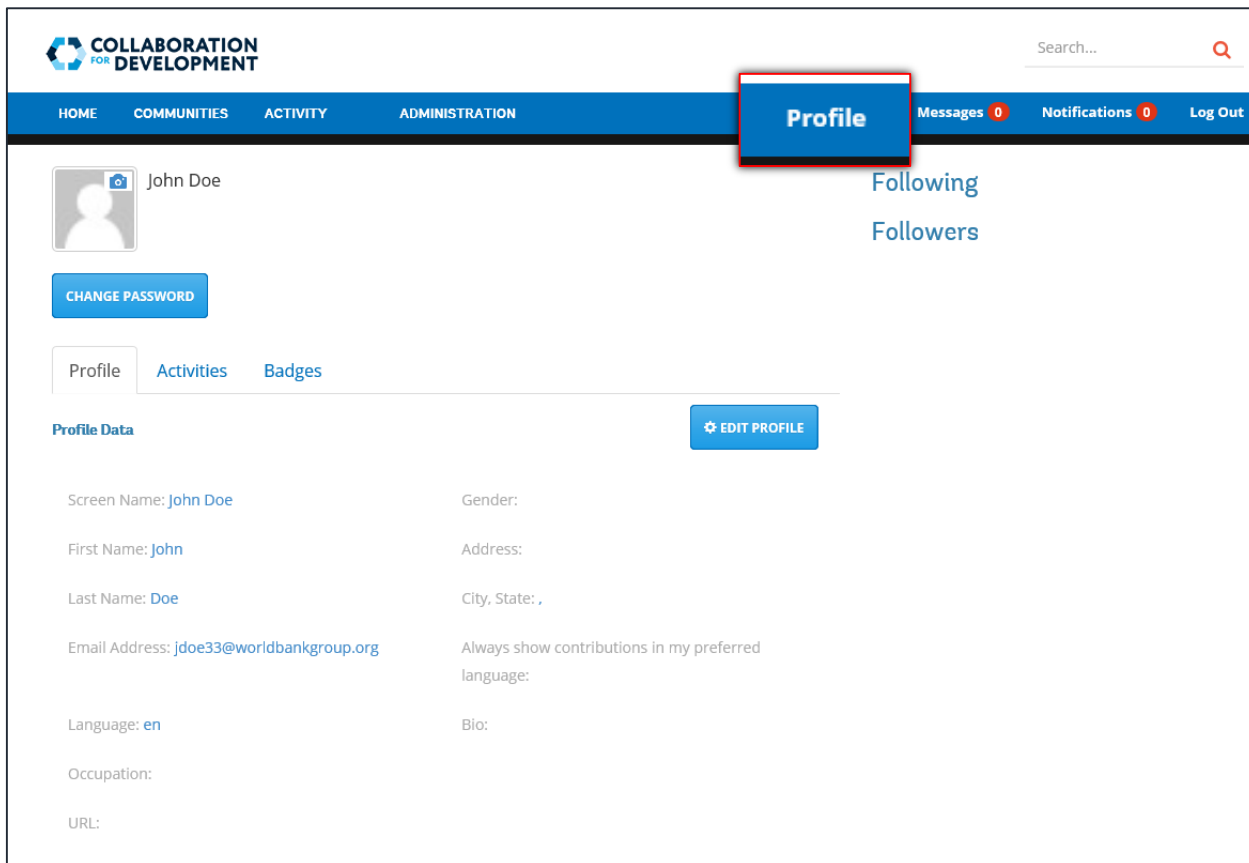
Recover your Credentials
If you have forgotten your user name or password, click the desired link to retrieve the credential in an email.

Register Your Account

1. To begin, on the right side of the top menu, below the **Search...** box, click **Log In**. The **Log in to C4D** page appears.
2. Click the **SIGN UP** button. The **Sign Up** page appears.
3. Enter the details, as required. All fields are mandatory.
4. In the **Captcha** box, type the captcha displayed on the right. If you would like to refresh the captcha, click the **Refresh** button.
5. Click the **SIGN UP** button to complete registration. You may now log in using your user name and password. When you log in for the first time, your profile is the first page to appear, by default.




Manage Your Profile



Your Profile

Your profile contains information associated with your account, including the information entered during registration, your profile picture, activities, and badges. You can access your profile at any time by clicking on **Profile** on the top menu. It is recommended that you update your profile after registration.

Profile Picture

Click the camera icon () to upload or update your profile picture.

Change Password (button)

Click the **CHANGE PASSWORD** button to change your C4D account password.

Profile (tab)

This tab contains the information and preferences associated with your account.

Click the **EDIT PROFILE** button to update your personal and contact information, language preferences, and other profile information.

Click the **SAVE CHANGES** button when done.

Activities (tab)

View the log of your recent activities.

Badges (tab)

View the badges that you have earned in C4D. Badges are awarded, based on the activities you perform in C4D.