



# Technical Deep Dive on Urban Regeneration

TOKYO | FEB 13 – 17, 2018





## W elcome to TDD!

We are very excited to host this Technical Deep Dive delivered by the Tokyo Development Learning Center (TDLC).

The TDD will bring together World Bank task team leaders and their respective clients (City government officials, line ministries, and others) from across the world to discuss the effective use of information technology for improving land administration, explore policy options and share examples of successful interventions. We are confident that you will find the TDD to be highly engaging and useful.

**To assist in making your travel as easy and enjoyable as possible, we would like to provide with you some useful information about your stay. Please review this guide before you depart from your home country.**

If there is anything that we can do to make your stay in Tokyo more comfortable please do not hesitate to contact any member of the TDD Team.

We look forward to seeing you in Tokyo and Seoul for a highly productive and enjoyable week.



**Dan Levine**  
Senior Officer, TDLC



# Meet the TDD Team

## TDLC & Technical Lead

**Dan Levine**



SENIOR  
OPERATIONS  
OFFICER

TEAM LEAD OF  
TDLC

**Phil Karp**



LEAD  
KNOWLEDGE  
MANAGEMENT  
SPECIALIST

TDD TEAM

**Valerie Santos**



SENIOR URBAN  
SPECIALIST

TDD TEAM

**Haruka Imoto**



KM ANALYST

TDD CONTENTS  
AND MODALITIES

**Yuko Okazawa**



URBAN  
SPECIALIST

CITY  
PARTNERSHIP  
PROGRAM

**Iain Mitchell**



SENIOR KM  
ASSISTANT

TECHNICAL  
OPERATIONS &  
ENGINEERING  
SUPPORT

**Chiyuki Mifuji**



CONSULTANT

EVENT  
COORDINATOR

**Yumi Sarumaru**



CONSULTANT

EVENT  
COORDINATOR

**Ayako Hyakubu**



CONSULTANT

EVENT  
COORDINATOR

**Asako Sato**



KM CONSULTANT

C4D, PPTs  
MASTER

**Marko Tanaka**



COMMUNICATION  
CONSULTANT

VIDEO INTERVIEW  
FOR TECHNICAL  
DEEP DIVE


**Sun Young Park**



CONSULTANT

PROGRAM  
ASSISTANT

# Plan your trip



## Weather in Feb

February is the 2<sup>nd</sup> coldest month of the year across Japan. Nevertheless, it's a surprisingly busy month for events such as the Sapporo Snow Festival and Tokyo Marathon.

## What to wear

A light long-sleeved thermal inner shirt plus a sweater and a denim jacket or down jacket will take care of you.



### Tokyo

High: 9°C / 48.2F

Low : 3°C / 37.4F



During the week the dress code is business casual.

Please bring your comfortable walking shoes for site visits.

## Electricity / Plug Sockets

The electricity in Japan is 100 volts and the electrical outlet plug is Type A. If you need to bring along your own appliances and the standard voltage in your country is in the range of 220 - 240 V, you'll need a voltage converter Type A. Please pack an electric adapter.

100 volts  
Type A



## Money

Please bring cash (around 100 USD) in major currency (e.g. USD) or in Japanese yen for transportation between the airport and hotel, for emergency use and contingency. There is a currency exchange counter available in the arrival lobby at the airport. Cash can easily be withdrawn from credit card or ATM in most convenience stores.



Please see page 13 for reimbursement by TDLC in detail



## Travel insurance

The purchase of travel insurance will be at your own cost.



**World Bank TDLC cannot cover travel insurance.**



## Meals

Most meals in Tokyo are provided by World Bank as a part of the Deep Dive experience, for days that meals not provided please keep the receipt for reimbursement.

The budget for reimbursement is up to JPY 1,500 for each lunch and JPY 4,500 for each dinner. We hope you can find your favorite Japanese food during your stay.



## Wifi Hotspots

Thanks to recent efforts by private businesses and governments, public Wi-Fi networks are available for free for tourists in most public areas.

Networks vary widely from easy-to-use ones to others that require registrations.



**TDLC provides you.....**



**Breakfast**

**All days in Tokyo**



**Lunch**

**All days**

Please take breakfast at your hotel from Day 2 to Day 5.



**Dinner**

**Day 1 and Day 4**



## Wifi Hotspots

- [Japan Connected-free Wi-Fi](#)
- **Free Wi-Fi Passport**
- [Travel Japan Wi-Fi](#)



We recommend you to check the above in advance.

## Emergency Contacts



### Mr. Dan Levine

Senior Operations Officer for World Bank TDLC  
(based in Tokyo)

**Email :dlevine@worldbank.org**

**Mobile : +81-90-9962-1647**

➡ **For program and delivery**

### Ms. Haruka Imoto

Knowledge Management Analyst for World Bank TDLC (based in Tokyo)

**Email :himoto@worldbank.org**

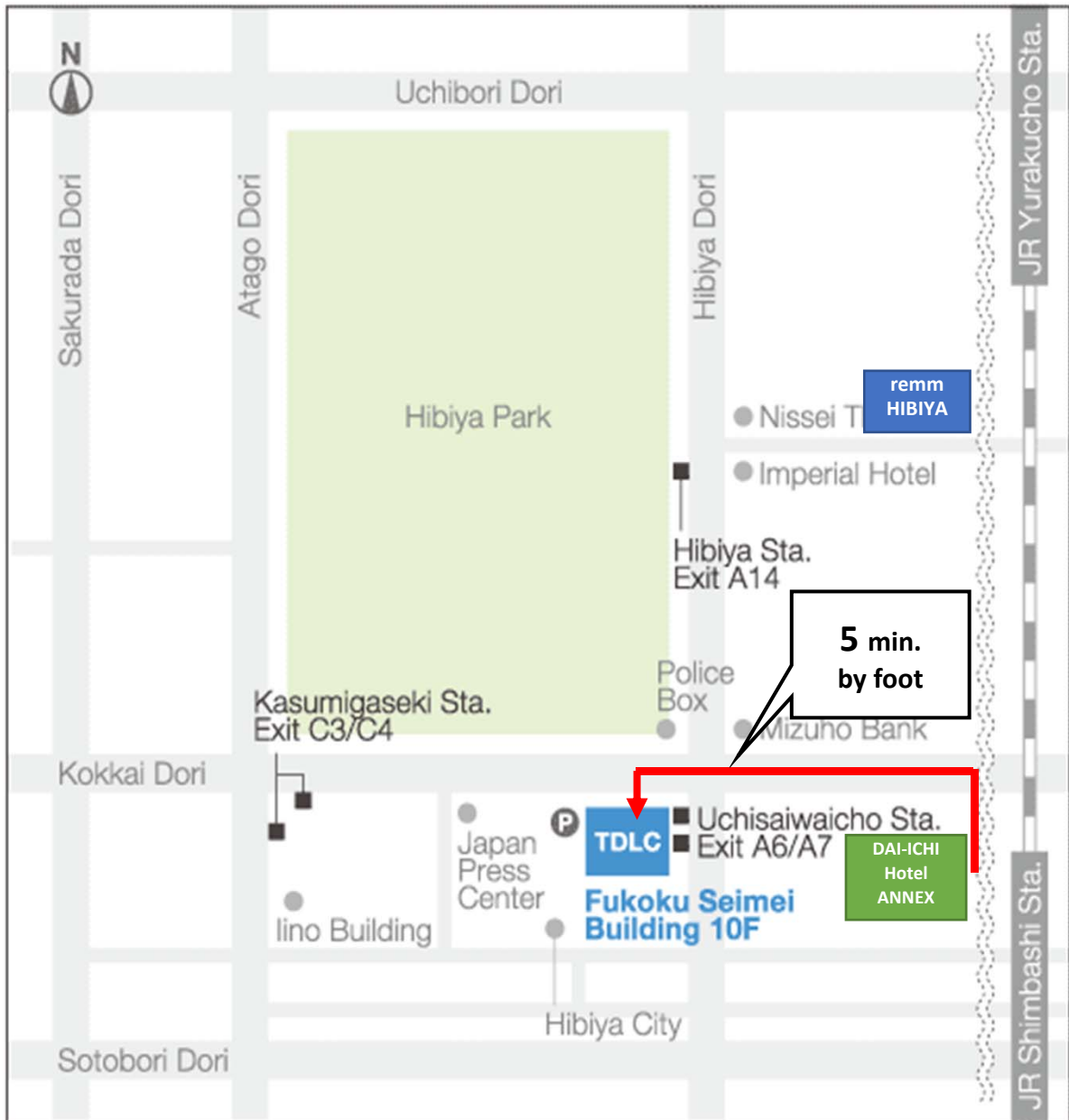
**Fixed: +81-3-3597-1313**

**Mobile : +81-90-9962-1647**

# How to get to TDLC

Seminar venue in Tokyo

World Bank Tokyo Development Learning Center Office (TDLC)



Address



**Fukoku Seimei Building 10F**, 2-2-2 Uchisaiwaicho  
Chiyoda-ku, Tokyo 100-0011

Telephone



+81-3597-1327 (Ms. Chiyuki Mifuji)

Web site



<http://www.jointokyo.org/en/about/location/>



# Hotel information



## DAI-ICHI HOTEL ANNEX

Check-in:15:00 / Check-out:12:00

WB TDLC  
Fukoku Seimei  
Building 10F



DAI-ICHI HOTEL  
ANNEX



Address



1-5-2 Uchisaiwaicho, Chiyoda-ku, Tokyo 100-0011

Telephone



+81-3-3503-5611

Web site



<http://www-a.global.hankyu-hotel.com/daiichi-hotel-annex/>



Due to the group reservation, room preference  
cannot be accepted.

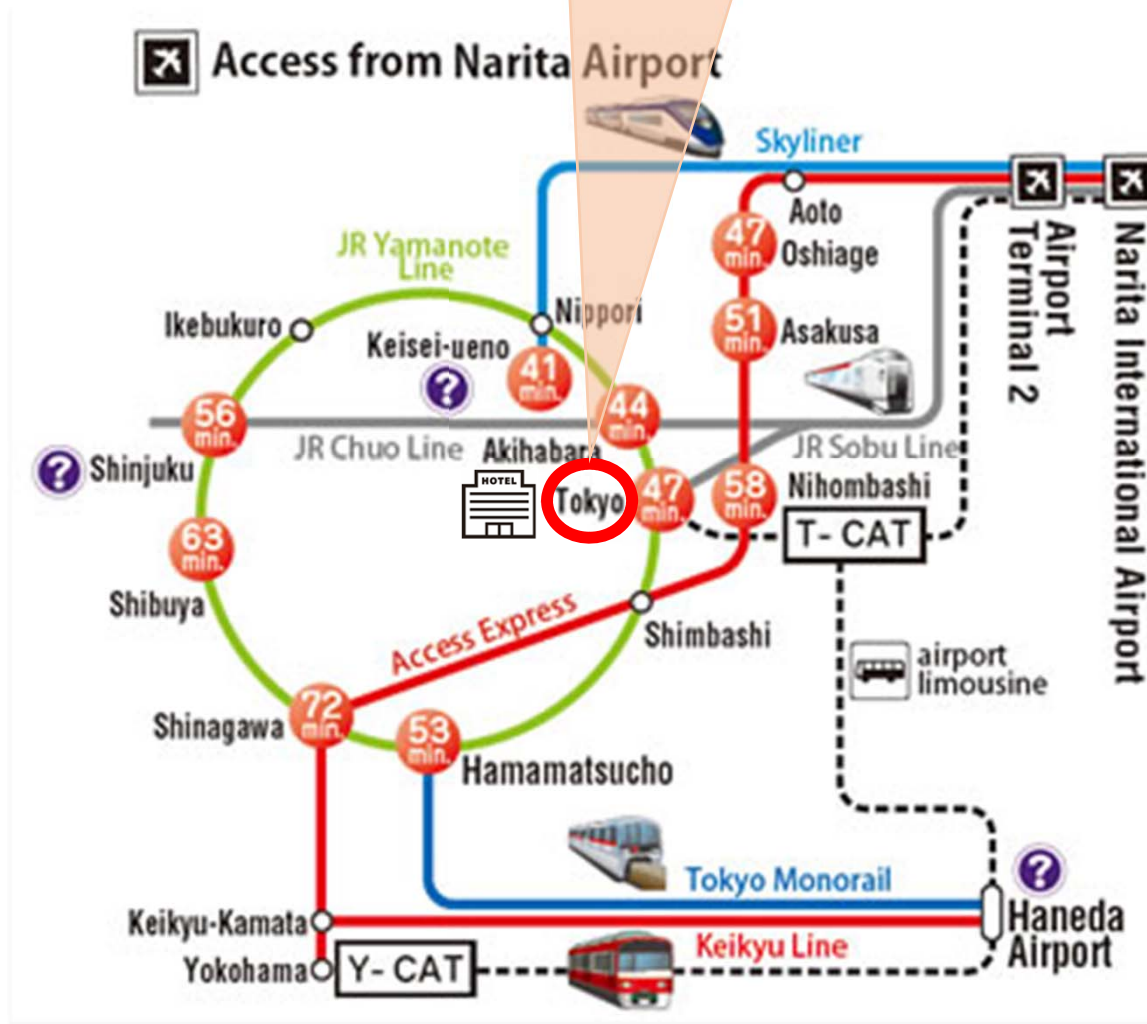
# Arrival in Japan

## From Narita Airport

! There will be **no Airport Pick-up** !



Please take bus or train to city, then take a taxi to your hotel. Taxi ride is about 10-15 min. from Tokyo area.



**CHECK!**



TDLC will NOT reimburse taxi fare from Narita Airport to hotel.





## From Narita Airport

### Option 1: Airport Shuttle Bus (90 min. ride)

#### *Tokyo Shuttle*

1,000 JPY

Need to buy a ticket at the bus tickets counter in the airport



#### THE ACCESS NARITA



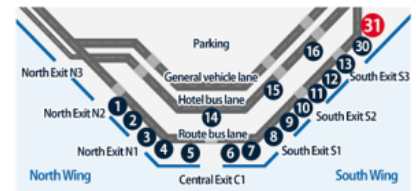
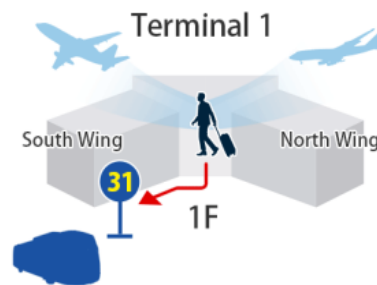
1,000 JPY

No ticket  
Direct ride

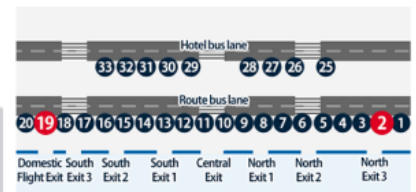
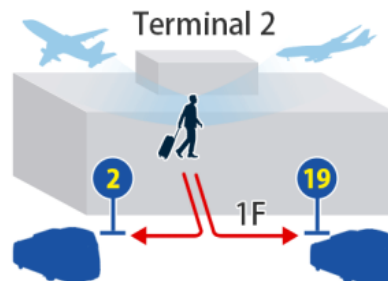
Both airport shuttle buses operate **every 20 minutes** from 7:30 am to 22:50 and leave from **the same bus stops** in Narita Airport.

Get off at **TOKYO station** and **take taxi** to your hotel.

#### NARITA AIRPORT MAP



Terminal 1 No.31 Bus Stop



Terminal 2 No.2 Bus Stop  
Terminal 2 No.19 Bus Stop



**PLEASE KEEP YOUR RECEIPTS** for reimbursement.



## From Narita Airport

### Option 2: Narita Express (Japan Railway) 60 min. ride



Go to **Narita Airport Station** and a ticket is available at:



JR Ticket Offices  
(Midori-no-madoguchi)



Travel Service Centres  
(View Plaza)

- Buy SINGLE ticket to **TOKYO** station
- Fare: JPY 3,020
- Get off at **TOKYO** station and take a taxi to your hotel



PLEASE KEEP YOUR RECEIPTS for reimbursement.



## From Narita Airport

### Option 3: Airport Limousine Bus 90 min. ride



Tickets available at counter in the airport.

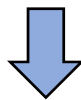
### ★Option 1

Every 15-20 minutes from 6:55 am to 9:15 pm

Where to get off:

- Tokyo Station Yaesu North Exit
- Tokyo Station Marunouchi
- T-CAT (Tokyo City Air Terminal)

JPY 2,800



Take a taxi to your hotel.

### ★Option 2

Only 8 times a day from 8:05 am to 4:25 pm

Where to get off:

- Daiichi Hotel (for Daiichi Hotel Annex)
- Imperial Hotel (for remm HIBIYA)

JPY 3,100



1-2minute walk form the bus stop to your hotel.



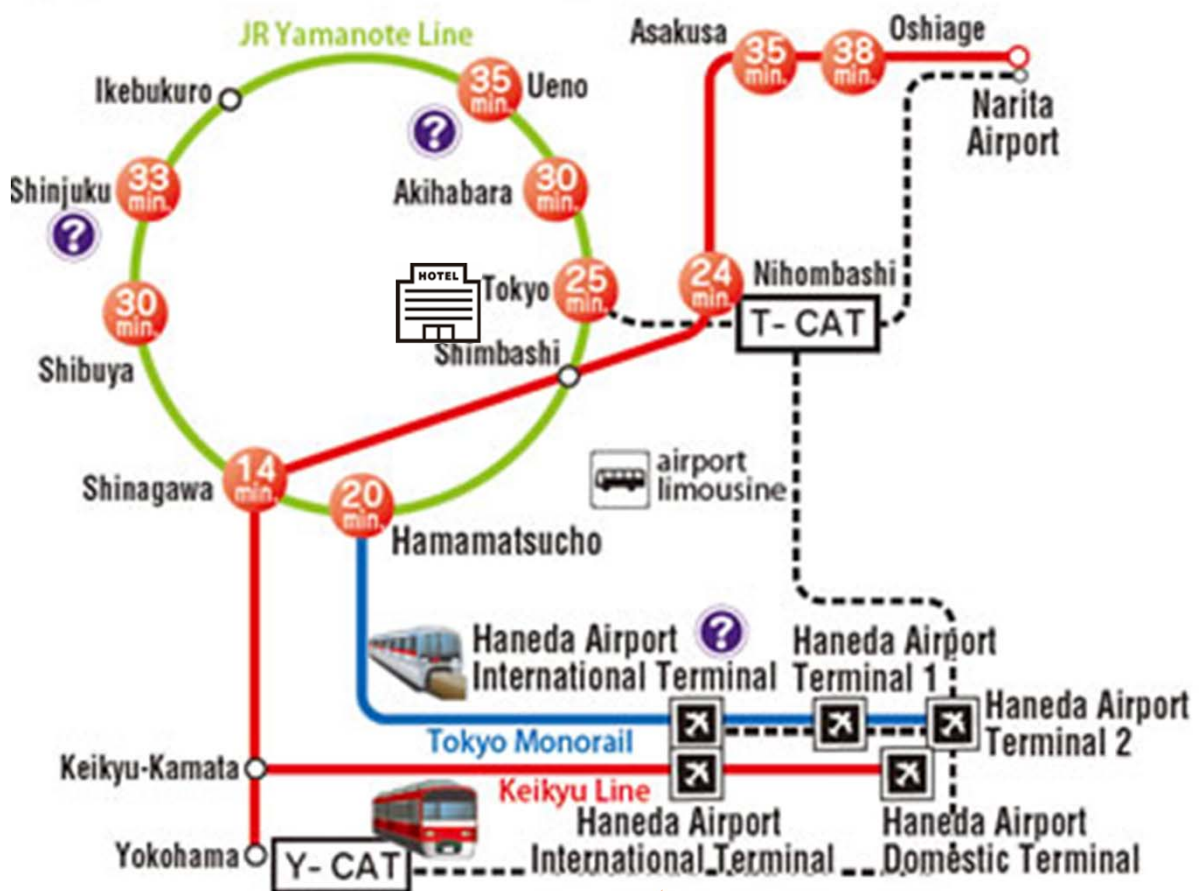
PLEASE KEEP YOUR RECEIPTS for reimbursement.

# Arrival in Japan

## From Haneda Airport

! There will be **no Airport Pick-up** !

### Access from Haneda Airport



Taxi from Haneda Airport to city,  
30 min. ride, costs around JPY  
6,000 (USD 60).

PLEASE KEEP YOUR RECEIPTS for reimbursement. 12



# How to reimburse your expense



Visa fee, transportation cost from/to airport, dinner cost on the evening with no official arrangements shall be reimbursed by World Bank. Please keep receipts with you:

There are 3 steps for reimbursement:

1. Complete the Trip Worksheet.xls file, may get the file from World Bank Program Assistant
2. Scan and saved in **1 single file in PDF format** (jpg and other picture format is NOT acceptable)
  - receipts for all meals, taxi, bus/ train tickets
  - boarding pass
  - and any related documents,

Indicated the date, description of item (bus from/to, Visa, etc.) And send the file to World Bank Program assistant for Task Team Leader for reimbursement
3. Complete Bank Account authorization form. Please do NOT write the form BY HAND. Only signature should be handwritten.



**Deadline: Fri,  
Feb 23, 2018**



**TDLC will reimburse....**



**Visa for Japan**




**Meals in  
Tokyo**

\* When not  
provided



**Transportation from/to airport in  
Japan**

Taxi from/to Narita Airport is not acceptable 

**Please submit....**



Boarding pass



Receipts with  
description



**Trip Worksheet**



**Bank Account  
Authorization form**