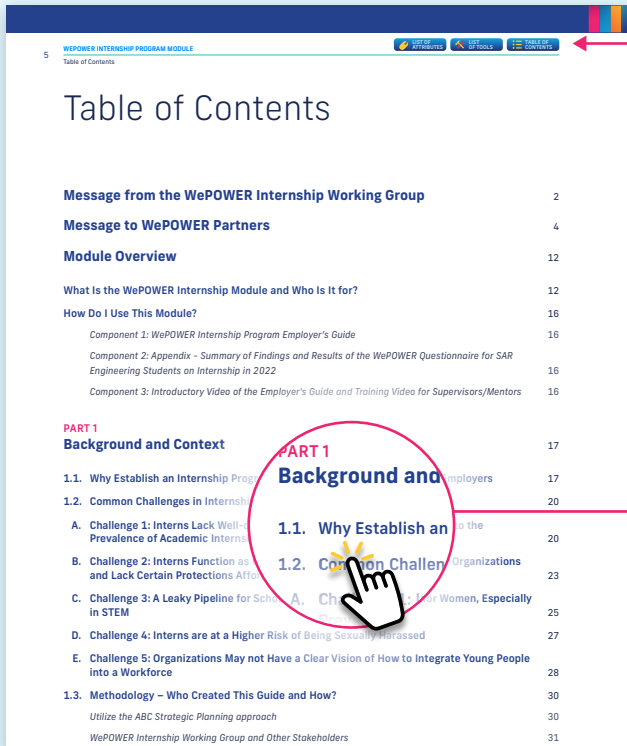


WePOWER Internship Module, Employer's Guide User's Manual

WePOWER Internship Module – Employer's Guide was published as an interactive PDF. The followings explain how to use it effectively.



1 Guide icons

You can find these guide icons at the top of each page. These guide you mainly where you want to access.



Goes to the List of Attributes page



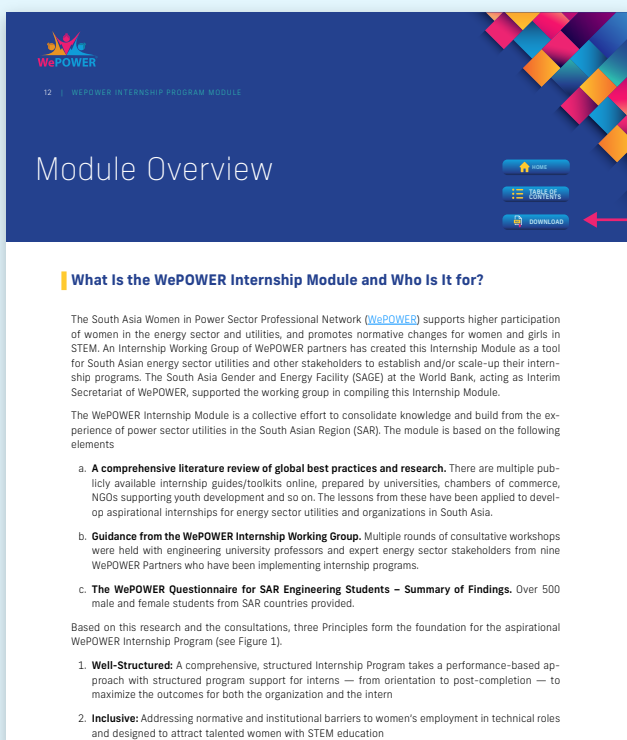
Goes to the List of Tools page



Goes to the Table of Contents page

2 Hyperlinks

This Employer's Guide includes tons of hyperlinks entirely. You can move your cursor and click it to go to the page.



3 Other icons

The following four section's first pages include these icons.

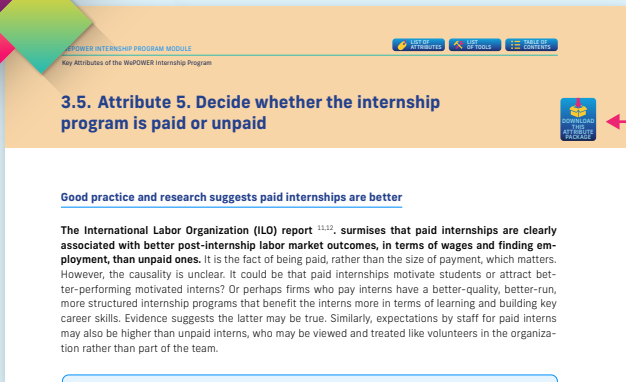
1. Module Overview,
2. PART 1: Background and Context
3. PART 2: The Three Principles of the WePOWER Internship Program
4. PART 3: Key Attributes of the WePOWER Internship Program



Goes to WePOWER Internship Module landing page



Download the whole section



Download the Attribute Package


4

Each Attribute's first page has this button.



You can download the selected Attribute, including tools in the Attribute.

When you click, it goes to the Adobe server as below 5.



Adobe Server's Functions

5

It has the following functions that you can use.

Toggle Thumbnails

Zoom in / Zoom Out

Report Abuse

Full-Screen View

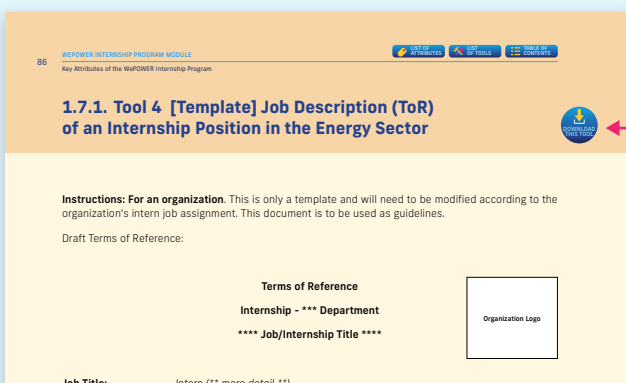
Download it as a PDF file

Share the File using a URL link

Print the file (A Tool, An Attribute package, etc.)

6

Please use the Adobe Server's "Download it as a PDF file" function to download, then print it out.



Download a Tool

7

Each tool's first page has this button.



You can download the selected tool only. The tools are white background so that you can print it and use it immediately.

When you click, it goes to the Adobe server.

<http://www.wepowernetwork.org/internships/>

WePOWER Interim-Secretariat; South Asia Gender and Energy (SAGE), World Bank
wepower@worldbank.org