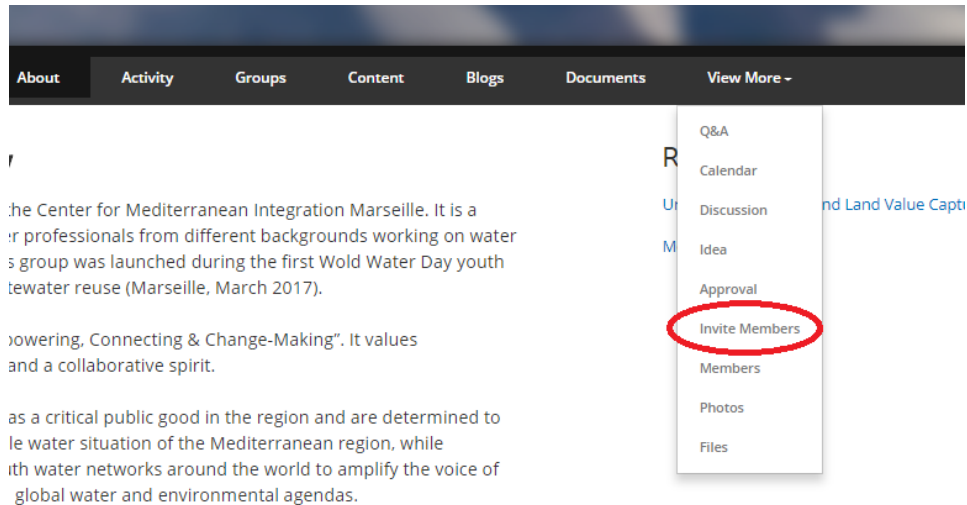


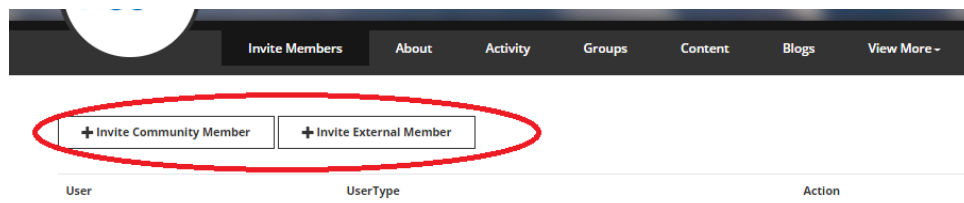
How To Invite a New Member/Join a Group

There are two ways to invite a new member to your group depending on whether that person has an Adobe Communities for Development (C4D) account. Only community managers and moderators are able to invite new members into their group.

As a community manager/moderator after you login into your group, go to “View More” tab and choose “Invite Members” link.

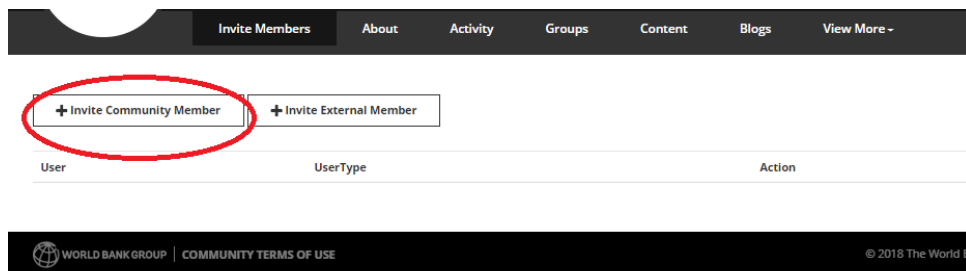


On the next page, two options will be shown: “Invite Community Member” and “Invite External Member”.




Method 1: Invite Community Member

This is for people who already have an Adobe Communities for Development (C4D) account, but are not yet a member of your group. Choose this link and start typing the invitee’s email address or name until it appears in the drop-down list. Click on their name and press the Invite button.



The new member will receive an email with the link to join. Open the page and login to see the content of the page.

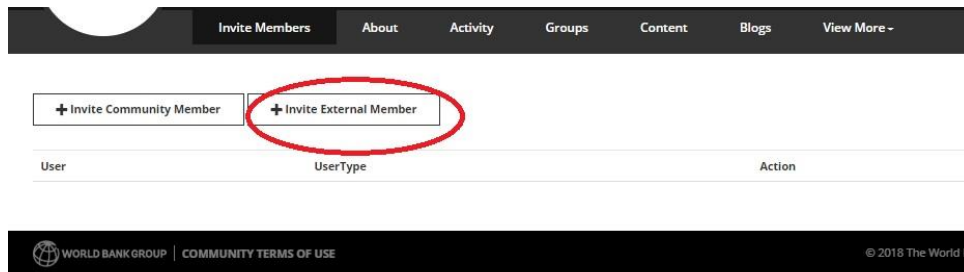


Try searching by both the invitee's name or email address. You may invite people both inside or outside of the World Bank Group.

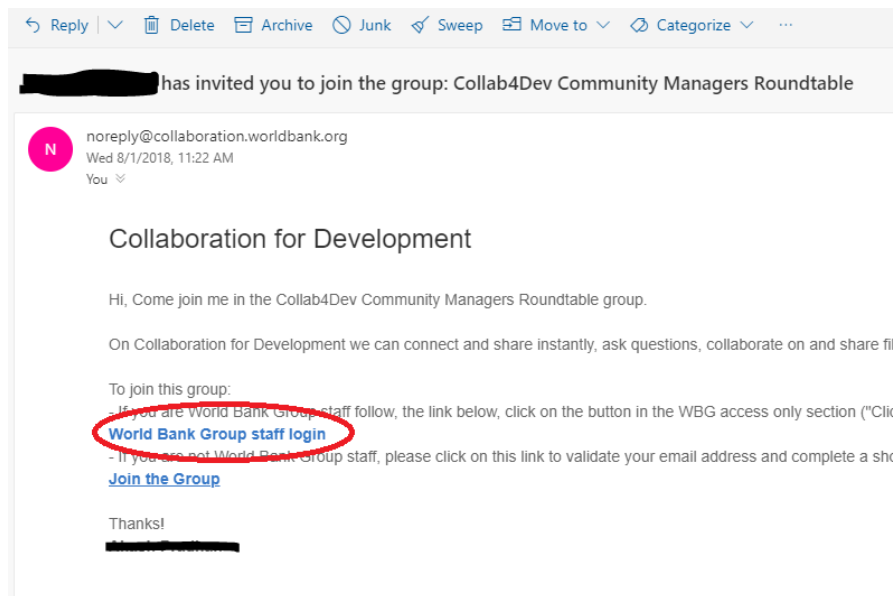
Method 2: Invite External Member

“External Member” means a person who is not yet registered with Adobe Communities for Development (C4D). You first need to invite them to join C4D:

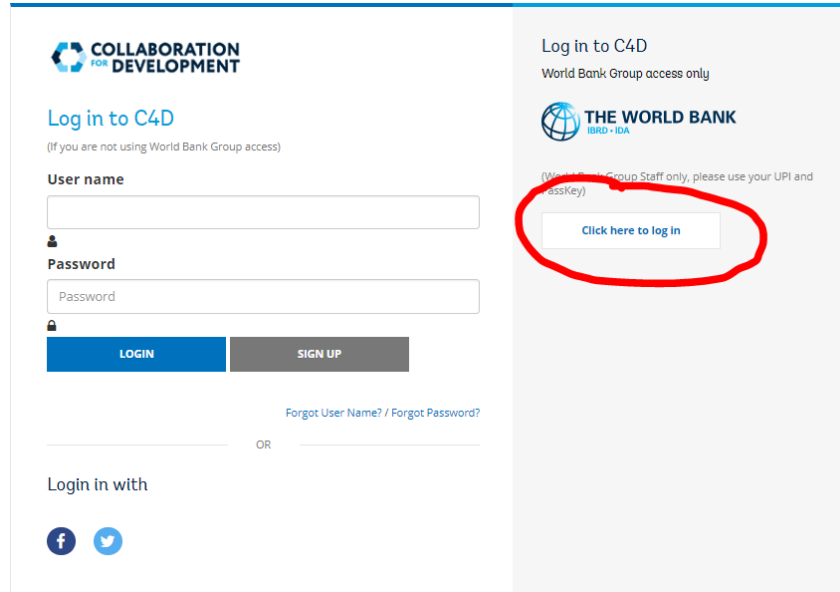
1. Type the member's personal or work email address and press the "Invite" button. The email address can be internal or external to the WBG.



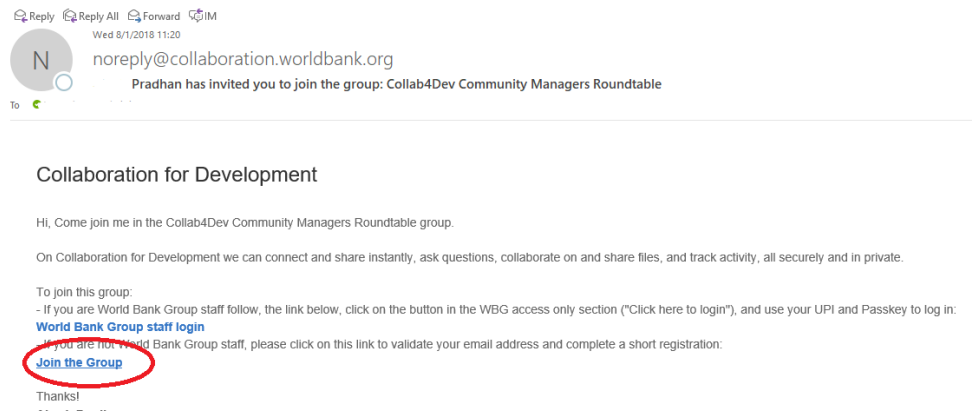
2. The member will receive an email which contains two links.
 - a. If that new member is WBG staff (has a World Bank Group email address) then they should choose "World Bank Group Staff Login".



- b. Login using the designated WBG staff link on the right.



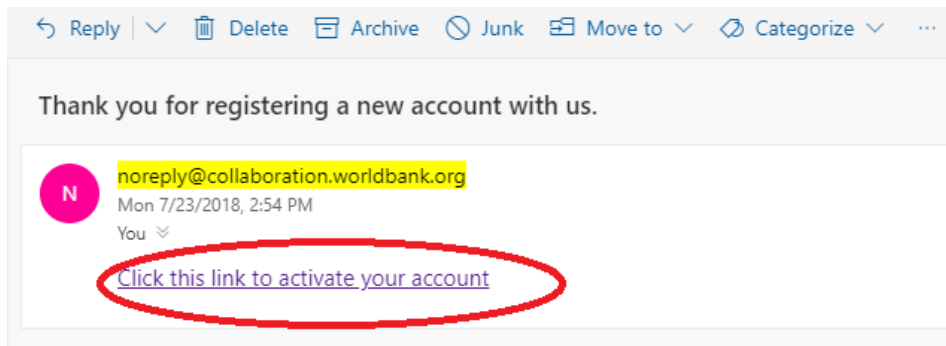
3. If that new member is not part of the World Bank Group, then they should choose the second link, "Join the Group".



4. The link will open to the Communities for Development (C4D) sign-up page. The new member needs to fill in all the required fields.

The image shows a web form for signing up with 'COLLABORATION FOR DEVELOPMENT'. The form includes fields for First Name, Last Name, Email, Password, and Confirm Password. A captcha is also present with the text 'e46ad' and a 'refresh' button. A blue 'SIGN UP' button is at the bottom. Below the button, there is a link: 'Already registered but forgot to activate account? Click [here](#) to resend email.'

5. After the sign-up process, the new member will receive an account activation link via email. Press the link and login using email address (not by name) and the password.



6. Once logged in to C4D for the first time, account profile page will appear for the new member to fill out.

7. Once done, the new member can go to the **Overview** tab on top of the screen and look at **My Groups** section on the right side of the screen to find out which groups the new member has joined.

Incubating Innovation for Rural Electrification Target Audience: The target audience for this CoP will be the following: private, public and non-governmental sectors' actors working in ...	Russia ECFS Target Audience: experts and practitioners in food security.	Efficient, Clean Cooking and Heating Target Audience: Practitioners and experts in clean cooking and heating solutions.	Caribbean Open DRI Community Target Audience: Practitioners and IT experts from the Caribbean region.
--	--	---	---





HELLO!

Welcome to our members transitioning from the old Collaboration for Development (C4D) Platform, and to our new visitors. This new C4D Platform hosts or co-hosts over 100 external, social collaboration Groups, Communities of Practice (CoPs), Subgroups, and Online Collaboration Spaces. C4D hosts thousands of members and over one million visitors annually from around the globe. Our focus is on strengthening Connections, Collaboration, and Communications between World Bank Group staff and non-World Bank colleagues on a wide range of timely and topical global, regional, and local development issues.

Visitors can view content in our "Public" Groups. We encourage visitors to become "Members" of C4D, this allows them to add content to the groups, to reply, comment, share and learn, in short, to become an active participant in collaborative dialogue. Members can join one or more "Public" Groups or ask to join "Private" Groups. Community Moderators determine who can join a "Private" Group. Some are restricted to a targeted set of practitioners. Others are more open to new member requests.

Click on Groups to start discovering and exploring. Click Login/Register if you want to access your Group or to Register to join C4D. See also "Quick Links".

QUICK LINKS

-  [YOUR EXPERIENCE](#)
-  [EDIT YOUR PROFILE](#)
-  [EMAIL NOTIFICATIONS](#)
-  [MEMBER USER GUIDE](#)

My Groups

[Collab4Dev Community Managers Roundtable](#)

GUIDELINES FOR GENERAL USE

C4D is a community of communities where development practitioners collaborate around projects, share and discuss knowledge, crowd source ideas and work together to end extreme poverty and increase shared prosperity.